

# VALUE PLUS SERIES

1500/76V

CLASSIC™ LINE



America's Favorite Garage Doors®



*Model 76V Long Traditional Panel with Optional Prairie 610 Window Design*

With a 2-layer construction of steel plus 1–5/16" of polystyrene insulation, Models 1500 and 76V are built to be energy-efficient, durable and quiet. Combining five color options, beautiful Traditional long or short panel designs and multiple window options, you are certain to find a door to meet your lifestyle and home style.



Calculated door section R-value is in accordance with DASMA TDS-163.





# VALUE PLUS SERIES

1500/76V



*Model 1500 Short Traditional Panel*

## DETAIL



Deep panel edging  
and natural embossed  
woodgrain texture improve  
appearance close-up and  
from the curb.

## STYLE




**1500 Traditional Short**  
*Complements homes with traditional styling.*




**76V Traditional Long**  
*Ideal for ranch style homes.*

## COLOR



White



Almond



Desert Tan



Sandtone




Brown

*Due to the printing process colors may vary.*



*Model 76V Long Traditional Panel with  
Optional Colonial 609 Window Design*

- 1 Heavy-duty 25 gauge steel skin with 1-5/16" thick polystyrene insulation provides comfort, energy efficiency and quiet operation; door thickness is 2".
- 2 Patented Safe-T-Bracket® helps prevent serious injury that could occur if the bottom bracket were removed with the garage door closed and under tension.
- 3 Bottom weatherseal in a rust-proof aluminum retainer helps prevent elements from entering garage.
- 4 Shiplap joint helps seal out wind, rain and snow.



- 5 Galvanized steel hinges are durable, reliable and secure.
- 6 Top quality nylon rollers provide durability and quiet operation.
- 7 Inside/outside step plates and grip handles make doors easy and safe to operate.

*Four spring options available:*

*Galvanized torsion, EZ-SET® torsion springs (galvanized), extension springs with containment cables, and EZ-SET® extension springs.*


*WINDCODE®: Doors available to meet most regional wind load requirements. Consult your local dealer for specific information.*

*Doors range from 6' to 16' high and 4'2" to 18'0" wide. Consult your Clopay dealer for size options.*

*Illustration is for component location purposes only. Actual product has pilot holes on end stiles.*

### Galvanized Torsion Spring

Corrosion-resistant, galvanized torsion springs look better and last up to 50% longer than industry standard springs.



*Due to some height and weight restrictions, not all product offerings include galvanized torsion spring.*

### Step Plate/Lift Handle

Color matched exterior step plate/grip handles are durable, attractive and allow for safe opening and closing of your door.



### Rust-Resistant Surface Protection System

Steel skins are protected through a tough, layered coating system, including a hot-dipped galvanized layer, a protective metal oxide pretreatment, and a baked-on primer and top coat.



## A FOCUS ON *green*

Clopay is committed to designing, manufacturing and distributing garage doors that enhance the beauty, safety and value of your home while minimizing the impact on the environment.

Models 1500 and 76V help conserve natural resources by providing a durable, reliable, low-maintenance, energy efficient door insulated with environmentally safe polystyrene. Steel doors and hardware are impervious to moisture and will not rot, warp, crack or fade, and the steel used in Clopay's doors is made from over 75% recycled content. All Clopay doors are made in the U.S., minimizing shipping, damage and handling.

Visit our website for more details on Clopay's green practices.

[clopaydoor.com/cgreen.aspx](http://clopaydoor.com/cgreen.aspx)







# WINDOW OPTIONS

Inspired by current architectural trends, our windows add natural light to your garage while adding curb appeal to your home. All Clopay window frames are UV-protected and are color matched to our prefinished door colors. Window frames screw in from the inside for easy glass replacement or to change designs.

## Designer Collection Windows

Available in short or long panel designs, Clopay's Designer Collection Windows are created to complement many home styles.

### Wrought Iron Series (Acrylic)

### Studio™ Series (Acrylic)

### Leaded Series (Acrylic)

### Leaded Series (Glass)

### Brilliance® Series (Glass)

1500 | 76V



Tuscany



Orleans




Art Deco I



Art Deco II



Living Tree




Mission



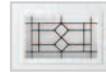
Brass  
Radiance



Brass  
Elegance




Brass Sun Burst  
(8', 9', 16', 17', 18' widths only)




Ashford™



Carlisle™



Kristin™




Roselle™



Trenton™



Solitaire




Marquise



Trillian

1500\* | 76V



Tuscany



Orleans




Art Deco I



Art Deco II




Living Tree



Mission




Brass Majesty



Ashford™



Carlisle™



Kristin™



Roselle™



Trenton™



Solitaire



Marquise



Trillian

## Classic Collection Windows

UV-protected cellular plastic insert designs snap into either the inside or outside of the window frame for easy cleaning or to change designs. Windows are offered in single strength, double strength, acrylic or obscure glass.

1500 | 76V



Cathedral 507



Charleston 508



Colonial 509



Prairie 510



Plain Window†



Sunset 501  
(8', 9', 12', 16', 17', 18' widths only)



Sunset 502  
(7', 7'6", 12' widths only)



Sunset 503  
(8', 9', 16', 17', 18' widths only)



Sunset 504  
(14', 15', 15'6" widths only)



Sunset 505  
(16', 17', 18' widths only)



Sunset 506  
(10', 20' widths only)

1500\* | 76V



Cathedral 607



Charleston 608



Colonial 609



Prairie 610



Madison 611



Plain Window†



Sunset 601



Sunset 603  
(Not available in 12' and 14' widths)



Sunset 605

\* Panel emboss may not align on long window with short panels. Some size limitations apply.

† Shown with clear glass. Acrylic and obscure glass optional.

Ask your Clopay Pro-Series Dealer for the Classic Line window brochure.

Visit **clopay.com** or call 1-800-2CLOPAY (800-225-6729)  
for more information on Clopay, America's Favorite Garage Doors.